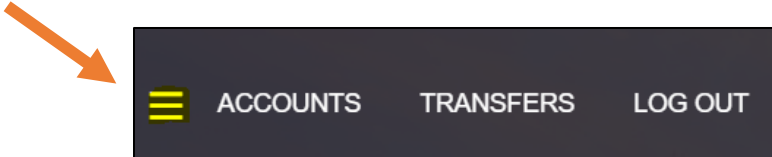


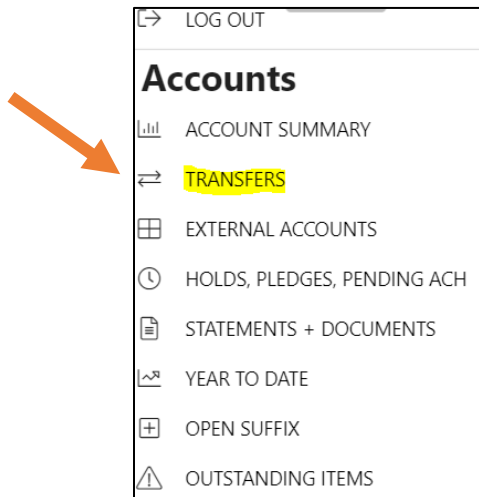
Make PAYMENT/TRANSFER funds to credit union

Log into credit union account

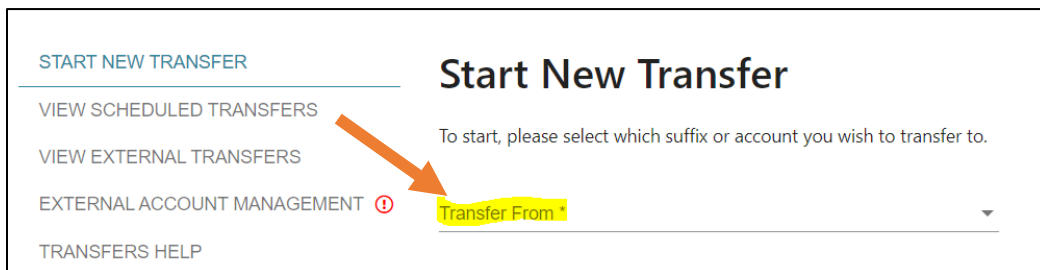
Click the MENU



Choose TRANSFERS



Click TRANSFER FROM



Choose RECEIVE MONEY FROM A CREDIT OR DEBIT CARD from dropdown

The screenshot shows the 'Start New Transfer' page. On the left is a navigation menu with options: 'START NEW TRANSFER', 'VIEW SCHEDULED TRANSFERS', 'VIEW EXTERNAL TRANSFERS', 'EXTERNAL ACCOUNT MANAGEMENT', and 'TRANSFERS HELP'. The main content area is titled 'Start New Transfer'. A dropdown menu is open, showing a list of external accounts: '6 - HOUSE FUND', '111 - FIRST CHOICE CHK', 'Checking - WSCU', 'Credit/Debit Card', and 'Receive money from a credit or debit card'. The 'Credit/Debit Card' and 'Receive money from a credit or debit card' options are highlighted in yellow. An orange arrow points to the 'Receive money from a credit or debit card' option. Below the dropdown is a 'CONTINUE' button.

Click TRANSFER TO

Choose suffix for payment/deposit from dropdown

Enter dollar amount

Click CONTINUE

The screenshot shows the 'Start New Transfer' page. The 'Transfer From' dropdown is set to 'Receive money from a credit or debit card'. The 'Transfer To' dropdown is highlighted in yellow, with an orange arrow pointing to it. Below it, the '\$Amount' field is highlighted in yellow, with an orange arrow pointing to it. The 'CONTINUE' button is also highlighted in yellow, with an orange arrow pointing to it. The text 'Maximum Transfer: \$0.00' is visible. At the bottom, there is a link that says 'Don't see your suffix?'.

Read DISCLOSURE

Click to ACCEPT or DECLINE

The screenshot shows a 'Disclosure' screen. It has a title 'Disclosure' and two buttons: 'ACCEPT' (blue) and 'DECLINE' (red). An orange arrow points to the 'ACCEPT' button.

Enter card information

Click CONTINUE

Card Transfer

Credit Card Number / Expiry Date CVC ZIP

CONTINUE

Two orange arrows point to the 'Credit Card Number' field and the 'CONTINUE' button.

Verify Payment/Transfer information

Verify Amount + Fee = Total

Check box to confirm and Click SUBMIT

Card Transfer

Transfer From Card

Transfer To
111 - FIRST CHOICE CHK

Amount
\$1.00

Fee charged to 110 - BUSINESS CHCK
\$5.00

Total
\$6.00

I confirm that I agree with this transfer and fees, and have read and understand the card transfer disclosure

VIEW DISCLOSURE SUBMIT

Three orange arrows point to the 'Transfer From' field, the 'Total' field, and the confirmation checkbox.